



Product Specification [产品规格书]:	ISSUED BY: Engineering Dept	
Subject [主题]: 1.25mm Pitch GYA1252 Series Connector Specification	Date Issued	2014/01/10
	Date Revised	2014/02/08

This specification is referred to the 1.25mm series wire to board connector

### 索引【INDEX】

1. 适用范围【Scope】
2. 规格与料号【Spec and Part number】
3. 材质与表面处理【Disposal of Material and surface】
4. 额定等级【Ratings and applicable wires】
5. 性能【Performance】
  - 5-1. 电气的性能【Electrical Performance.】
  - 5-2. 机械的性能【Mechanical Performance】
  - 5-3. 环境性能及其它【Environmental Performance and Others】
6. 综合插入力及拔出力【Insertion/Withdrawal Force】
7. SMT 红外线回流条件【SMT Infrared Reflow Condition】

Product Specification [产品规格书]:	ISSUED BY: Engineering Dept	
Subject [主题]: 1.25mm Pitch GYA1252 Series Connector Specification	Date Issued	2014/01/10
	Date Revised	2014/02/08

### 【1.适用范围 Scope】

此种规格包括 1.25mm Pitch GYA1252 Series 连接器规格说明。

This Specification Covers the 1.25mm Pitch GYA1252 Series Connector Specification.

### 【2.规格与料号 Spec and Part number】

规格内容 Specification	产品料号 Production No.	产品图示 Picture of Product
端子/Terminal	GYA1252T-PXX	
胶壳/Housing	GYA1252H-XX-N0HF	
针座/Wafer	GYA1252WRS-XX-XXXX	

### 【3.材质与表面处理 Disposal of Material and surface】

规格内容 Specification	材质 Materials	表面处理 Disposal of Surface
端子/Terminal	磷铜/Phosphor Bronze	Gold Flash
胶壳/Housing	PA66	UL 94V-0
针座/Wafer	Base	High Temperature Plastic
	PIN	黄铜/Brass
	Solder tab	黄铜/Brass

(上述参数请以工程图为准/Please Refer to the Project drawing for the above Specification)

### 【4. 额定等级 Ratings and applicable wires】

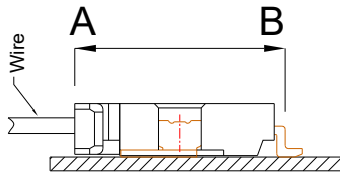
项目【Item】	规格【Standard】	
额定电压 Rated Voltage (Max.)	125V	[AC/DC]
额定电流 Rated Current (Max.)	1A	
使用温度范围 Ambient temperature Range	-25°C~+85°C	
适用线径 Applicable wire insulation O.D	AWG 28#~32# Insulation O.D. 0.90mm(Max.)	

【 \*升温时含端子.Including terminal temperature rise. 】

Product Specification [产品规格书]:	ISSUED BY: Engineering Dept	
Subject [主题]: 1.25mm Pitch GYA1252 Series Connector Specification	Date Issued	2014/01/10
	Date Revised	2014/02/08

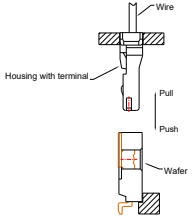
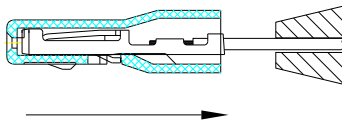
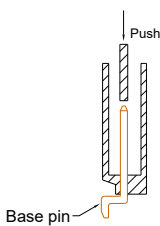
### 【5.性能 PERFORMANCE】

#### 5-1. 电气的性能 Electrical Performance.

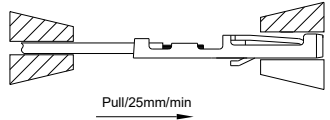
项 目 【Item】	条 件 【Test Condition】	规 格 【Requirement】
5-1-1 接触阻抗 Contact Resistance	<p>公母配合,开放电压 20mV 以下,电流 10mA 检测连接器 A~B 区. Mate connectors, measure by dry circuit, 20mV MAX, 10mA. (Based upon EIA-364-06A).</p> 	<p>Initial: 20 milliohms Max. After Test: 40 milliohms Max.</p>
5-1-2 绝缘阻抗 Insulation Resistance	<p>公母配合,在相邻端子,端子与地片之间,使用 500V 的直流电,检测连接器. Mate connectors, apply 500V DC between adjacent terminal or ground. (Based upon EIA-364-21B / MIL-STD-202 Method 302 Cond.B)</p>	100 Megohms Min.
5-1-3 耐电压 Dielectric Strength	<p>公母配合,在相邻端子,端子与地片之间,使用 250V 的交流电 1 分锺,检测连接器. Mate connectors, apply 250V AC for 1 minute between adjacent terminal or ground. (Based upon EIA-364-20A / MIL-STD-202 Method 301)</p>	不出现中断等情况 No Breakdown and Flashover
5-1-4 铆线后端子接触阻抗 Contact resistance on crimped portion	<p>铆线后之端子,开放电压 20mV 以下,电流 10mA 检测连接器. Crimp the applicable wire on to the terminal measure by dry circuit 20mV MAX, 10mA.</p>	10 milliohms Max.

Product Specification [产品规格书]:	ISSUED BY: Engineering Dept	
Subject [主题]: 1.25mm Pitch GYA1252 Series Connector Specification	Date Issued	2014/01/10
	Date Revised	2014/02/08

### 5-2. 机械的性能 Mechanical Performance.

项目 【Item】	条件 【Test Condition】	规格 【Requirement】
5-2-1 插拔力 Insertion & Retention Force	<p>以每分钟 25.4±3mm 的速率插入和拔出。 Insert and withdraw Connectors at the speed rate of 25.4±3mm/minute.</p> 	参照第 6 项 Refer to paragraph 6
5-2-2 端子保持力 Terminal/ Housing Retention Force	<p>以每分 25.4±3mm 的速率,将端子从 Housing 内轴向拔出的力量。 Apply axial pull out force at the speed rate of 25.4±3mm/minute on the terminal assembled in the housing.</p> 	4.90N {0.5kgf} Min.
5-2-3 端子插入力 Terminal Insertion Force	<p>铆线后之端子插入 Housing 所需最大力量。 Insert the crimped terminal into the housing.</p>	4.9N {0.5kgf} Max.
5-2-4 Pin 针保持力 Pin Retention Force	<p>以每分 25.4±3mm 的速率,将 PIN 针从 Wafer 内轴向拔出的力量。 Apply axial push force at the speed rate of 25.4±3mm/minute.</p> 	1.96N {0.20kgf} min.

Product Specification [产品规格书]:	ISSUED BY: Engineering Dept	
Subject [主题]: 1.25mm Pitch GYA1252 Series Connector Specification	Date Issued	2014/01/10
	Date Revised	2014/02/08

项目 【Item】		条件 【Test Condition】	规格 【Requirement】			
5-2-5	端子压着强度 Tensile strength (Crimped connections)	固定铆线后的端子，使电线与端子分离时所需的最小力量。 Fix the crimped terminal, apply axial pull out force on the wire. (Do not crimp insulation part).	AWG#	#28	#30	#32
			Spec.kgf. Min.	1.0	0.5	0.3
				Note> As for unspecified wire sizes in this specification define values with clients		

### 5-3. 环境性能及其它 Environmental Performance and Others.

项目 【Item】		条件 【Test Condition】	规格 【Requirement】	
5-3-1	重复插拔 Repeated Insertion/Withdrawal	以每分钟不超过 10 次的速率,将公母插拔 50 次。 When mated up to 50 cycles repeatedly by the rate of 10 cycles per minute.	接触阻抗 Contact Resistance	40 milliohms Max.
5-3-2	温升测试 Temperature Rise	公母对插后,在通过额定电流下,所测定的温度。 Carrying rated current load. (UL 1977)	温升测试 Temperature rise	30°C Max.
5-3-3	耐振动性 Vibration	振幅: 1.5mm P-P 时间: 10~55~10 HZ in 1 minute 持续时间: 每轴向 2 小时 Amplitude: 1.5mm P-P Sweep time: 10~55~10 HZ in 1 minute Duration: 2 hours in each X.Y.Z axials. (Based upon EIA-364-28B/MIL-STD-202 Method 213B Cond.A)	外观 Appearance	无异状 No Damage
			接触阻抗 Contact Resistance	40 milliohms Max.
			瞬断 Discontinuity	1 micro-second Max.
5-3-4	耐冲击性 Shock	在 X.Y.Z 上 6 个方向上,以 490m/s <sup>2</sup> (50g 的力量)冲击下各 3 回.490m/s <sup>2</sup> {50G}, 3 strokes in each X.Y.Z. axes. (Based upon EIA-364-27B/MIL-STD-202 Method 213B Cond.A)	外观 Appearance	无异状 No Damage
			接触阻抗 Contact Resistance	40 milliohms Max.
			瞬断 Discontinuity	1 micro-second Max.



Product Specification [产品规格书]:		ISSUED BY: Engineering Dept	
Subject [主题]: 1.25mm Pitch GYA1252 Series Connector Specification		Date Issued	2014/01/10
		Date Revised	2014/02/08

5-3-5	耐热性 Heat Resistance	85±2°C,96 hours. (Based upon MIL-STD-202 Method 108A Cond.A)	外观 Appearance	无异状 No Damage
			接触阻抗 Contact Resistance	40 milliohms Max.
5-3-6	耐寒性 Cold Resistance	-25±5°C,96 hours. ( Based upon EIA-364-105)	外观 Appearance	无异状 No Damage
			接触阻抗 Contact Resistance	40 milliohms Max.
5-3-7	耐湿性 Humidity	温度: 40±2°C 湿度: 90~95%(RH) 持续时间: 96 hours Temperature: 40±2°C Relative Humidity: 90~95% Duration: 96 hours (Based upon EIA-364-31A/MIL-STD-202 Method 103B Cond.B)	外观 Appearance	无异状 No Damage
			接触阻抗 Contact Resistance	40 milliohms Max.
			耐电压 Dielectric Strength	Must meet 5-1-3
			绝缘阻抗 Insulation Resistance	100 Megohms Min.
5-3-8	温度变化 Temperature Cycling	从-55°C持续 30 分钟升至+85°C持续 30 分钟,循环 5 次. 5 cycles of: a) -55°C 30 minutes. b) +85°C 30 minutes. (Based upon EIA-364-32B)	外观 Appearance	无异状 No Damage
			接触阻抗 Contact Resistance	40 milliohms Max.
5-3-9	盐水喷雾 Salt Spray	在温度 35±2°C,盐水浓度 5±1%下,盐水喷雾 24±1 小时. 24±1 hours exposure to a salt spray from the 5±1% solution at 35±2°C. (Based upon EIA-364-26A/MIL-STD-202 Method 101D Cond.B).	外观 Appearance	无异状 No Damage
			接触阻抗 Contact Resistance	40 milliohms Max.
5-3-10	焊锡附着性 Solder-ability	焊接时间: 3±0.5 秒. 焊接温度: 245±5°C. Soldering Time: 3±0.5second. Solder Temperature: 245±5°C. (Based upon EIA-364-52)	Solder Wetting	浸渍面积需 95%以上 95% of immersed area must show no voids, pin holes.

Product Specification [产品规格书]:	ISSUED BY: Engineering Dept	
Subject [主题]: 1.25mm Pitch GYA1252 Series Connector Specification	Date Issued	2014/01/10
	Date Revised	2014/02/08

项目 【Item】	条件 【Test Condition】	规格 【Requirement】	
5-3-11 焊锡耐热性 Solder-Resistance	焊接时间: 3~5 秒. 焊接温度: 260+5/-0°C. Soldering time:3~5 sec solder. Temperature:260+5/-0°C. (Based upon EIA-364-56A)	外观 Appearance	无异状 No Damage

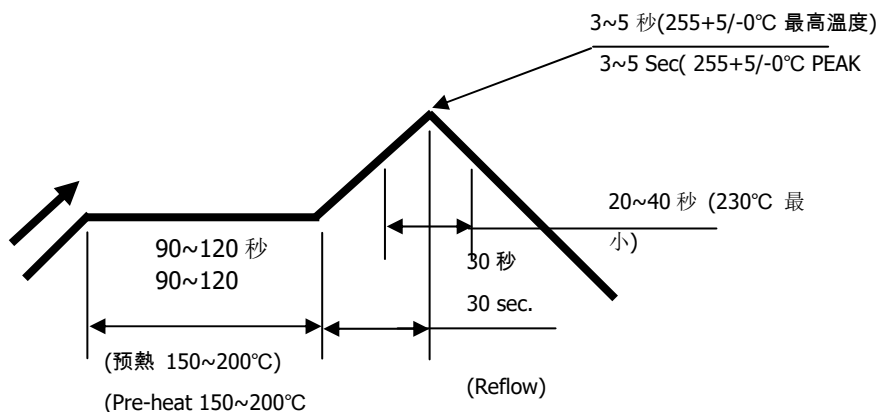
### 【6. 综合插入力及拔出力 INSERTION/WITHDRAWAL FORCE】 <Connector mating force>

PIN 数 No. of CKT	初次插入力(最大值) First Insertion (kgf Max.)	30 次拔出力(最小值) 30 <sup>th</sup> Withdrawal (kgf Min.)	PIN 数 No. of CKT	初次插入力(最大值) First Insertion (kgf Max.)	30 次拔出力(最小值) 30 <sup>th</sup> Withdrawal (kgf Min.)
2	0.45	0.05	10	2.20	0.20
3	0.65	0.06	11	2.40	0.22
4	0.90	0.08	12	2.65	0.24
5	1.10	0.10	13	2.85	0.26
6	1.30	0.12	14	3.10	0.28
7	1.55	0.14	15	3.30	0.30
8	1.75	0.16	20	4.40	0.40
9	2.00	0.18	30	6.60	0.60

注: 以上插拔次数为 30 次

Note: Insertion and Withdrawal for 30Cycles

### 【7. SMT 红外线回流条件 SMT INFRARED REFLOW CONDITION】



温度条件曲线图/ 基板上温度

TEMPERATURE CONDITION GRAPH/ (TEMPERATURE ON BOARD PATTERN SIDE)

注记: 由于 P.C 板等焊接装置改变条件,所以请预先用自己的装置检查回流焊的条件。

Notes: Please check the reflow soldering condition by your own devices beforehand. Because the condition changes by the soldering devices, P.C. boards, and so on.